



2024-25 SchoolMint Application



- Go to bma.schoolmint.com to begin application process. Scan the QR code for quick access.
- Fill out the Guardian Information section to create your account.
- Select Get Started to add a student application.
- You will be directed to the Student Lookup page. If you are submitting an application for a brand new student, select NO when asked for a student ID.
- Select Continue to Student Information.
- Fill out all student information and select Save and Continue.

BELIEVE MEMPHIS ACADEMY

Get started with your account

Already have an account with us? Log in

[Continue with Google](#)

[Continue with Facebook](#)

or

Guardian First Name *

Guardian Last Name *

BELIEVE MEMPHIS ACADEMY

Welcome John Doe: 2024-2025

There are no students linked to your parent account yet. Not to worry, click Get Started below to add your first student.

[Add a Student](#) [Get Started](#)

Student Lookup

Thank you for your interest in the Believe Memphis Academy Choice Application. On this page you will find a few instructions to get you started with the application.

Is your student currently enrolled in Believe Memphis Academy and do you have your student ID?

Yes No

Student ID *

First Name *

Last Name *

Student Information: 2024-2025

Student Information

First Name *

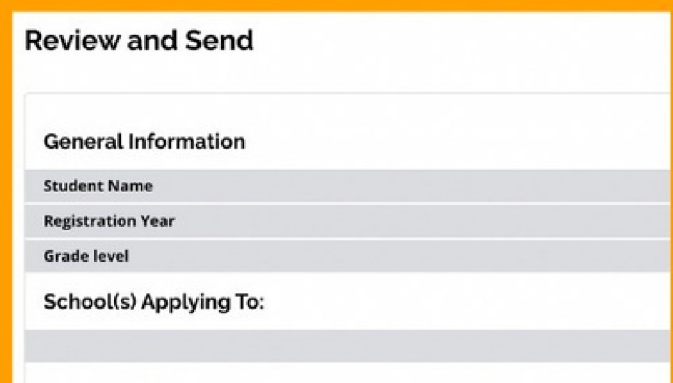
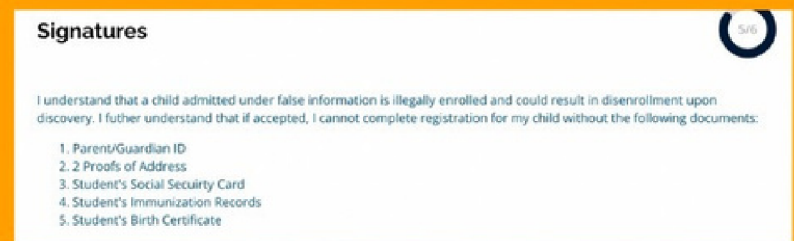
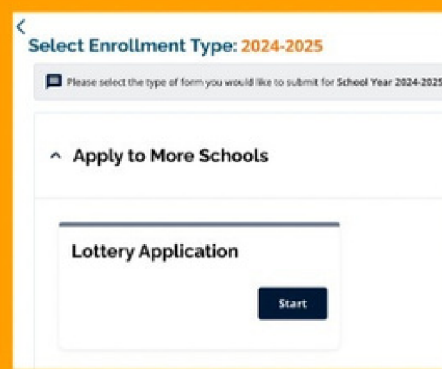
Last Name *

Date of Birth

MM* DD* YYY*

Grade Level *

- Click Start to begin Lottery Application.
- Read the Requirements and Policies and select I Agree and select Continue.
- Fill out Student Information section and select Save and Continue.
- Complete each step of the application process. Save and Continue after each section is completed.
- Provide your confirmation and signature after completing all sections.
- Review all information that you provided and select Submit Application.
- You will be directed back to your Parent Dashboard where you will see that the application has been submitted.
- You have the option to View Submitted Forms to view the status of your application, add additional applications, and more.



For additional support, call Believe Memphis Academy
901-881-7971



2024-25 SchoolMint Registration



- Scan the QR code to be directed to the SchoolMint Guardian site, www.bma.schoolmint.com
- Go to [Need an account?](#)
- Click on [Create an account](#)

A screenshot of the 'Parent Log In' form. It features a graduation cap icon at the top, the title 'Parent Log In', and a link for 'Need an account? Create an account'. Below are input fields for 'Enter Email or Phone Number *' and 'Enter Password *' with a visibility toggle. A teal 'Login' button is at the bottom, along with links for 'Forgot password?' and 'Can't find account', and a 'Keep me signed in' checkbox.

- You will be directed to a page that says, [Get Started With Your Account.](#)
- Fill out the required fields within the form.
- Please click to enable SMS or Email notifications.
- Write down your username and password for personal use.

A screenshot of the 'Get started with your account' form. It includes a link for 'Already have an account with us? Log in'. The form is divided into two columns. The left column contains fields for 'Guardian First Name *', 'Guardian Last Name *', 'Phone Number' (with a sub-label 'Please Enter Mobile Number or Email'), 'Guardian Email', and 'Confirm Email'. The right column contains 'Preferred Communication *' with radio buttons for 'Enable SMS Text Notifications' and 'Enable Email Notifications', a 'Preferred Language *' dropdown, 'Create Password *', and 'Confirm Password *'. A teal 'Create Account' button is at the bottom.

- On the Believe Memphis Academy Welcome 2024-25 page, click [Add a Student](#).
- You will be directed to the [Student Lookup](#) page.
- If you have your student's ID, input the ID number and fill in the student information.
- If you do not have a Student ID, select "NO" and fill in the student information.
- Click [Continue to Student Information](#).
- Go through all sections and verify that the information is correct. Please make any necessary updates if any personal information has changed.
- Once all sections have been completed, click [Register](#) or [Re-Register](#).



**For additional support, call Believe Memphis Academy
901-881-7971**

 A screenshot of the 'Welcome 2024-25' page. At the top left is the Believe Memphis Academy logo. The main heading is 'Welcome 2024-25'. Below this, a message states: 'There are no students linked to your parent account yet. Not to worry, click Get Started below to add your first student.' A prominent button labeled 'Add a Student' is visible, with a 'Get Started' button underneath it.

 A screenshot of the 'Student Lookup' page. It features a back arrow in the top left. A message box says: 'Thank you for your interest in the Believe Memphis Academy Choice Application. On this page you will find a few instructions to get you started with the application.' Below this is a question: 'Is your student currently enrolled in Believe Memphis Academy and do you have your student ID?'. There are two radio button options: 'Yes' (selected) and 'No'. Below the question are three input fields for 'Student ID*', 'First Name*', and 'Last Name*'. At the bottom is a button labeled 'Continue to Student Information >'.

 A screenshot of the 'Student Information' page. It has a 'View Steps' indicator showing '1/9' in a circular progress bar. Below the title, it says 'Next: Previous School Information'. There are four input fields: 'Student ID', 'First Name*', 'Middle Name', and 'Last Name*'. At the bottom, there are two buttons: 'Save & Exit' and 'Save & Continue >'.